

PRODUCT DATA SHEET



GT Line Professional Case BOMBER 170 PEL

EAN 8024482004198

Extreme Robustness and Professional Organization



The Bomber 170 professional case is an ultra-resistant tool container, ideal for technicians and maintenance professionals looking for a secure, well-organized, and all-purpose tool case. Made with high-density shockproof polyethylene shells using double-wall rotational molding (roto molding) technology, it offers exceptional resistance to impacts, extreme temperatures, and chemical agents. TSA-certified locks make it perfect for air travel, while the integrated INTELLIRESPOND technology allows digital content monitoring via a free app. Bomber 170 is the tool case for those who refuse to compromise between strength and innovation.

Features

1. Maximum protection from shocks, extreme temperatures, and chemicals.

High-density polyethylene shells molded with roto-molding technology ensure superior protection, making this tool case ideal for demanding work environments and heavy-duty transport.

2. Double-wall structure for outstanding resistance.

The dual-layer build absorbs impacts and increases safety for your tools in the harshest conditions.

3. Smart tool management via INTELLIRESPOND App.

This integrated technology allows content tracking and digital organization, transforming your tool case into a smart working partner.

4. TSA-certified locks for worry-free travel.

Two TSA locks allow airport checks without damage, ideal for traveling professionals.

5. Metal hinges and lid supports for long-lasting durability.

Reinforced and riveted hinges offer exceptional resilience through repeated use.

6. Versatile and practical internal organization.

The base features adjustable dividers and two small parts drawers for a fully customizable layout.

7. Ergonomic handle for maximum carrying comfort.

The rubber grip enhances comfort and reduces fatigue during transport.

8. Integrated document pouch for complete organization.

Perfect for storing manuals, tech sheets, and job reports all in one professional container.



Internal measurements*					
	A	B	C	D	E
		429 mm 16.89 in	326 mm 12.83 in	174 mm 6.85 in	74 mm 2.91 in

+/-1,5% from nominal measurements

External measurements*	
Length	477 mm 18.78 in
Depth	408 mm 16.06 in
Height	211 mm 8.31 in

Weight	
	5,37 Kg 11.84 lbs

Load capacity
30 Kg 66.14 lbs



Color	
	Black










Specifications	
Colour	Black
Handles	1 Ergonomic handle with rubber coating
Hinges	1 Steel hinge riveted in various points
Panels	1 tool panel with elastic straps on two sides 1 tool panel with elastic straps on one side
Document holder	1 document compartment
Locks	2 TSA-approved locks
Linkages	2 Metal lid support stays
	2 Component boxes
IntelliRespond	Yes
Dimensional tolerance	+/-1,5% from nominal measurements
Solutions	Without wheels
Series	Bomber
Tipologia	SI








Accessories			
WL01	Small Parts Box WL01	Small parts box with 6 compartments in PP External dimensions: 163x120x30 mm Weight: 0.08 kg	
WL02	Small Parts Box WL02	Small parts box with 13 compartments in PP External dimensions: 163x120x30 mm Weight: 0.08 kg	
WL03	Small Parts Box WL03	Empty small parts box in PP External dimensions: 163x120x30 mm Weight: 0.08 kg	
WL04	Small Parts Box WL04	Small parts box with 10 compartments in PP External dimensions: 245x130x30 mm Weight: 0.15 kg	
WL05	Small Parts Box WL05	Empty small parts box in PP External dimensions: 245x130x30 mm Weight: 0.15 kg	



Ricambi			
KIN.0900	TSA locks	2 TSA locks 2 Keys 2 Fastening elements 8 Screws 6 Rivets 4 Washers	
KIN.0782	Handle kit	1 Front/side handle 5 Screws 4 Washers 1 Nut 1 Spacer	
KIN.0335	Hinge	1 Hinge 10 Rivets	
KIN.0314	Lid support arm	1 Lid support arm 4 Rivets	
KIN.0056	Walker tongue	1 Hinge 4 Rivets 1 Washer	
KIN.0348	Bottom divider set	4 Dividers for case bottom	
KIN.0979	Document pocket	1 Document pocket 4 Rivets	



KIN.0447	Lingue	1 Hinge flap 4 Rivets 1 Corner bar	
KIN.0978	Upper tool panel PEL (old model)	Upper PEL tool holder panel, with elastic bands on both sides.	
KIN.0389	Lower tool panel PEL (old model)	Lower tool holder panel with elastic bands, PEL	
KIN.1242	PEL Lower Panel	Lower PEL tool holder panel with elastic bands on one side	
KIN.1243	PEL Upper Tool Panel	Upper tool holder panel with elastic bands on both sides	
KIN.0365	Old version lock	2 Locks 4 Keys 2 Hooks 4 Screws 4 Rivets	